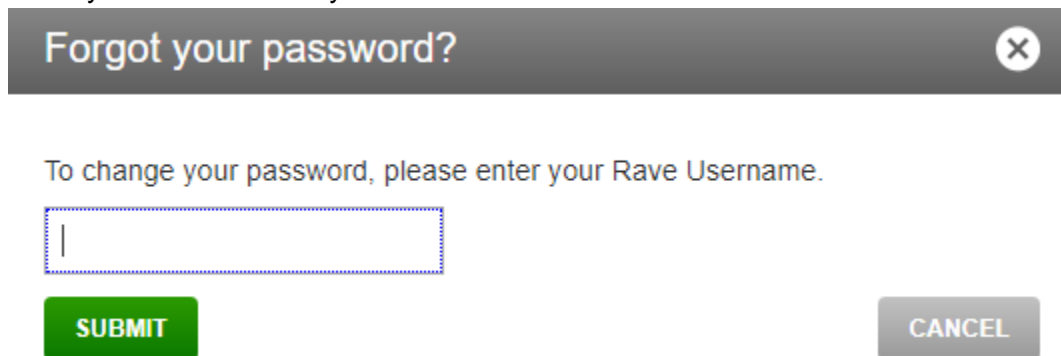


Rave Portal First Login Instructions for Converse Faculty, Staff and Students

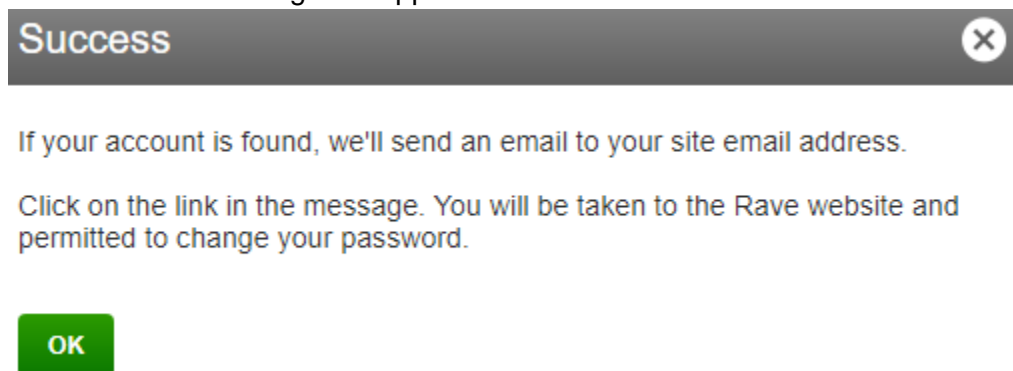
Instructions for Logging in to the Rave Portal

1. Visit Converse's Rave Portal at <https://www.getrave.com/login/converse>
2. For your first time logging in click on the "Forgot your password?" link.
[Forgot your password?](#)
3. Enter your username as your Converse email address.



The screenshot shows a dark grey dialog box with the title "Forgot your password?" and a close button (X) in the top right corner. Below the title, the text reads: "To change your password, please enter your Rave Username." There is a text input field with a vertical cursor. Below the input field are two buttons: a green "SUBMIT" button and a grey "CANCEL" button.

4. Click Submit
5. A confirmation message will appear.



The screenshot shows a dark grey dialog box with the title "Success" and a close button (X) in the top right corner. Below the title, the text reads: "If your account is found, we'll send an email to your site email address." Below this, it says: "Click on the link in the message. You will be taken to the Rave website and permitted to change your password." At the bottom left, there is a green "OK" button.

6. Check your email for a message from no-reply@getrave.com with a subject of Rave Password Reset Authorization and open the email which should look like this. Please note that the link will expire in 1 hour.

[EXTERNAL] Rave Password Reset Authorization Inbox x

no-reply@getrave.com

to me ▾

Dear [REDACTED]

To reset your Rave password, please click the link below. This link will expire in 1 hour.

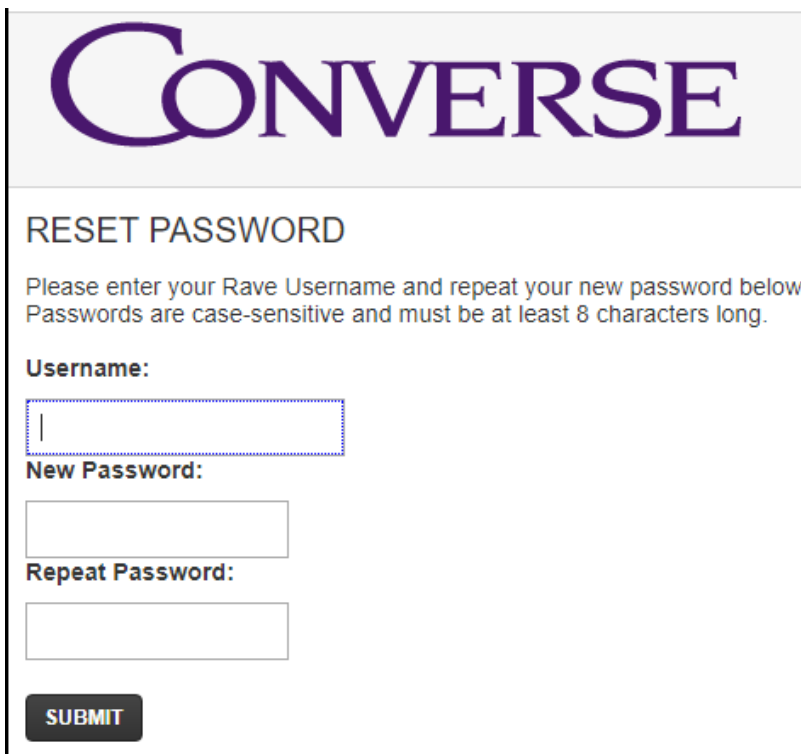
<https://www.getrave.com/ResetPassword.action?id=128614&token=4a1b5ba1-da45-4d21-8873-5445e9457378>

If you didn't request this, simply ignore this message.

Thank you,

Rave

7. Clicking the link takes you back to the Rave portal to reset your password. It should look like this.



CONVERSE

RESET PASSWORD

Please enter your Rave Username and repeat your new password below.
Passwords are case-sensitive and must be at least 8 characters long.

Username:

New Password:

Repeat Password:

SUBMIT

8. Enter your Converse email address as your username and choose a new password and enter the new password again in the Repeat Password field. **Note: This does NOT reset your Converse network username and password, this is just for the Rave alerts portal and Rave Guardian app.**
9. Success! You have successfully set your Converse Rave portal password.

10. Follow the steps in the Verify and Update Alert Contact Information document found on the Rave Mobile Safety page of MyConverse or [click here to go directly to the guide](#) (please login to view the guide).